



# Teach Children to Read and Write Beautiful Language: “I Love You” and All Its Variations



*(I love my Mom because... I love to... I love the cat... I love my dog...)*

Begin by teaching the *L-O-V-E Spells Love* song with sign language. Feel the gentle rhythm as you sing it loud (forte) and soft (pianissimo) and then with “no voice at all.” Children delight in signing the letters, mouthing the words – “but no sound comes out.” Then teach the *M-O-M Spells Mom* song so the children can use auditory and kinesthetic memory hooks to read, write, sign and spell “Mom,” “Dad,” “me,” and “you.”

Children begin finding the words “**I** **love** **you**” again and again in predictable literature and Nellie Edge Read and Sing Big Books™:




Page from *Teddy Bear, Teddy Bear, I love you.*, A Nellie Edge Read and Sing Big Book™



Page from *I Have A Cat*, A Nellie Edge Read and Sing Big Book™

Pages from *I Love the Mountains*, A Nellie Edge Read and Sing Big Book™



### See rebus and board books:

- I Love You: A Rebus Poem* by Jean Marzano.
- I Love My Mommy Because*, by Laurel Porter.
- I Love You, Sun, I Love You, Moon*, by Karen Pandell.

