

Sing, Sign and Spell to Accelerate Literacy

M-O-M Spells Mom

Mom: Touch thumb of '5' hand to chin once or twice.

Dad: Touch thumb of '5' hand to center of forehead once or twice.

You: Index finger points outward to other person.

Me: Index finger points to self (in chest area).


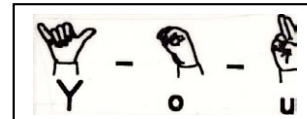
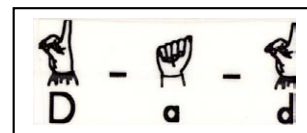
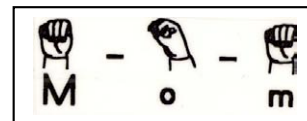
M-o-m spells mom.

D-a-d spells dad.

Y-o-u spells you.

And m-e spells me.*

by Nellie Edge



*Some teachers substitute or add "and m-y spells my."

M-O-M Spells Mom
Words and music by Nellie Edge

M - O - M spells "Mom" and D - A - D spells "Dad".
Y - O - U spells "you" and M - E spells "Me".



Phonemic Awareness: Build Success Segmenting and Blending

This is a perfect song to develop phonemic awareness. After the children have a memorable sense of the song, sing it in phonemes (no fingerspelling) and then invite the children to join you. "M-o-m is mom...and y-ou is you." This gives children instant success with the concept of stretching out the sounds (phonemes) in words and blending them together.

Available on *Music is Magic* CD with Nellie Edge and Tom Hunter.

See video clip at www.nellieedge.com from **The Magic of Signing Songs** seminar literacy manual and DVD II.