


ABC Phonics: Sing, Sign and Read! Flashcards

New flashcards for the ABC Phonics: Sing, Sign, and Read! program are being developed by Sign2Me® publishers.


Aa



alligator

Hold out your arms and make an alligator mouth with your fingers as the teeth. Open and close your arms twice.


Bb



bear

Cross your arms on your chest and claw like a bear.


Cc



cat

Trace the whiskers of a cat from the sides of your cheeks.


Dd



dog

Pat your leg then "snap" your fingers as if you were calling a dog.


Ee



elephant

Move your hand downward from your nose, and then outward like an elephant's trunk.


Ff



fox

With your thumb and index finger at your nose, trace twice to show a fox's nose.

Gg



goat

Place your fist on your chin, changing it to a "V" as it moves to your forehead. This represents the beard and horns of a goat.


Hh



hat

Pat the top of your head where you wear a hat.


Ii



insect

With your thumb at your nose, bend two fingers repeatedly, showing the antennae of an insect.

Jj



jump

Your fingers represent the legs of a person. Repeatedly bend them as if jumping on the palm of your other hand.


Kk



kangaroo

Bend both hands at your wrists and make them tap in front of you like a kangaroo.


Ll



lion

Move your claw-shaped hand back from your forehead, tracing a lion's mane.


Mm



monkey

Move your hands up and down, mimicking a monkey scratching itself.


Nn



nest

Trace the shape of a nest with both hands, then sign the type of animal who lives in the nest.

Oo



octopus

Put one hand on top of the other hand. As you move them up and down together, open and close your bottom hand.

ABC Phonics: Sing, Sign and Read! Flashcards

Program by Nellie Edge and Sign2Me Early Learning. Illustrated by Gaelan Kelly

Pp

piano

Use both hands to imitate playing a piano.

Qq

queen

Move your "Q" hand diagonally from shoulder to waist indicating a royal sash.

Rr

rainbow

Use your four fingers to trace the arches of a rainbow.

Ss

sunshine

Trace a circle in the air, then show the sun rays shining down on you.

Tt

turtle

Make a fist and cover it with your other hand. Your wiggling thumb becomes a turtle's head moving up and down.

Uu

umbrella

Use your hands to demonstrate the opening and closing of an umbrella.

Vv

volcano

Use your hands to outline the shape of a mountain. Then one hand springs up through the middle, representing erupting hot lava.

Ww

world

With one "W" hand, circle your other "W" hand, showing the world going around.

Xx

x-ray

Start by signing the letter "X" then spread your fingers over your chest like a light. In ASL, X-ray is also commonly finger spelled.

Yy

yo-yo

Imitate playing with a yo-yo. As you move your hand up and down, open and close it as if catching a yo-yo.

Zz

zebra

Place both hands together at your chest with your fingers apart. Pull out to show the lines of a Zebra.

I can sign my ABCs.
I can read. Listen and see.
Come sing, sign, and read with me!

t h e e n d
The end.

We recommend that you print these on index weight paper and trim to make multiple sets of ABC Flashcards. Some teachers mount individual cards on cardstock, encase them in a box, and give them to families as a literacy gift. **Until the completed published version of our ABC Phonics: Sing, Sign, and Read! program is available through Sign2Me Early Learning, sample Flashcards are available to online members at nellieedge.com.**

